



# Blank Level 1- At Home

Blank Level 1= Naming and Looking


👉 “What can you see?”

These questions are about things that are right in front of the individual (e.g., pictures or objects)

Examples:

- “What is this?”
- “What colour is the car?”
- “Point to the dog.”

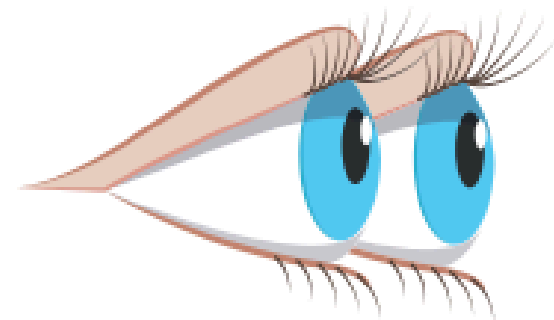
## Level 1



Find another  
one like this...



What is this?



Show me a...




Pick up

## Developing Blank Level 1 at home-

The best way to support the development of Blank level 1 is to embed this level of questioning into your daily routine-

### Mealtimes-

- What is this?" (food, cup, plate)
- Point to the spoon
- Show me your drink
- What colour is the apple?



### Around the House-

- Show me the door
- What is this? (hold up an object)
- Find the chair
- Point to the window




### Books & Pictures

- What can you see?
- Point to the dog
- What is this called?



## Outside / On the Way Out

- What can you see?
- Show me a car
- Point to the tree



### Tip-

Asking lots of questions at once can feel overwhelming. Instead, build questions naturally into everyday routines such as mealtimes, play, or getting ready to go out. Ask one simple question, give the young person time to respond, and then move on. Small, regular opportunities within familiar routines are far more helpful than asking lots of questions all at once.