



Alt Bridge Parent Guide

2025-2026

A Bridge to Success



The Alt Bridge Way



Ready

Use self-regulation
to be ready to learn

Be resilient

Take part

Connected

Learn about your
own needs and the
needs of others

Be kind

Take pride in your
work

Safe

Being in the right
place at the time
expected

Look after your
things and the
school environment

Using self-regulation
strategies to stay
calm



2025/2026 Term Dates



AUTUMN TERM 2025		
Wednesday 22nd October		PUPILS RETURN BREAK UP
<i>Monday 27th October</i>	<i>Friday 31st October</i>	<i>HALF TERM- HOLIDAY</i>
Monday 3rd November		PUPILS RETURN
Friday 19th December		TERM ENDS FOR PUPILS
SPRING TERM 2026		
Monday 5th January		RETURN
Friday 13th February		BREAK UP
<i>Monday 16th February</i>	<i>Friday 20th February</i>	<i>HALF TERM- HOLIDAY</i>
Monday 23rd February		RETURN
Friday 27 th March		TERM END FOR PUPILS
SUMMER TERM 2026		
Monday 13th April		RETURN
<i>Monday 4TH May</i>		<i>MAY DAY HOLIDAY</i>
Friday 22nd May		BREAK UP FOR PUPILS
<i>Monday 25th May</i>	<i>Friday 29th May</i>	<i>MAY HALF TERM HOLIDAY</i>
Monday 1st June		RETURN
Friday 17th July		TERMS ENDS

The School Day (Formal Curriculum):

School Times	
8:00-9:15	Breakfast Club Provision (Dining Hall) *Student must be signed in.
9:15-9:30	Arrival of students to main yard and greeted by staff
9:30-9:45	Registration/Form Time
9:45-10:15	Lesson 1 - Reading development session for all students
10:15-11:00	Lesson 2
11:00-11:15	Morning Break & Snack
11:15-12:00	Lesson 3
12:00-12:45	Lesson 4
12:45-13:35	Lunch
13.35-13.45	Registration/Form Time
13:45-14:30	Lesson 5
14:30- 15:15	Lesson 6
15:15 -15:30	Registration/Form Time & Departure



































































Example Timetable for Students Who Follow A Formal Curriculum

Form 9.1	9:30-9:45	9:45-10:15	10:15-11:00	11:00-11:15	11:15-12:00	12:00-12:45	12:45-1:35	1:35-1:45	1:45-2:30	2:30-3:15	3:15-3:30
Monday	Register Rm17	Functional Maths Rm17	EHCP/Zones Rm17	Break	Maths Rm20	Computer Rm5	Lunch	Register Rm17	Art Rm PArt2	Art Rm PArt2	Form/Home time Rm17
Tuesday	Register Rm17	Reading Rm17	English Rm26	Break	English Rm26	Maths Rm20	Lunch	Register Rm17	History Rm24	Geography Rm13a	Form/Home time Rm17
Wednesday	Register Rm17	Reading Rm17	DT Rm22	Break	DT Rm22	Science Rm PSci1	Lunch	Register Rm17	PE	PE	Form/Home time Rm17
Thursday	Register Rm17	Reading Rm17	Music Rm23	Break	PHSE Rm8a	RE Rm8b	Lunch	Register Rm17	Maths Rm20	English Rm26	Form/Home time Rm17
Friday	Register Rm17	Reading Rm17	Science Rm PSci1	Break	Science Rm PSci1	Life skills Rm8b	Lunch	Register Rm17	English Rm26	Maths Rm20	Form/Home time Rm17

The School Day (Semi-Formal Curriculum):

School Times	
8:00-9:15	Breakfast Club Provision (Dining Hall) *Student must be signed in.
9:15-9:30	Arrival of students to main yard and greeted by staff
9:30-9:45	Registration/Form Time
9:45-10:00	Reading lesson
10:00-10:15	Morning Break and Snack
10:15-11:00	Lesson 1
11:00-11:40	Lesson 2
11:40-12:40	Lunch
12:40-13:35	Lesson 4
13.35-13.45	Registration/Form Time
14:45-14:30	Lesson 5
14:30-15:15	Lesson 6
15:15 -15:30	Registration/Form Time & Departure

Example Timetable for Students Who Follow A Semi-Formal Curriculum

Form 8.5	 9:30-9:45	 9:45-10:00	 10:00-10:15	 10:15-11:00	 11:00-11:40	 11:40-12:40	 12:40-1:35	 1:35-1:45	 1:45-2:30	 2:30-3:15	 3:15-3:30
Monday	 Register Rm10	 Reading Rm10	 Break	 My Communication Rm10	 My Outdoor School Rm10	 Lunch	 My Outdoor School Rm10	 Register Rm10	 My Physical Well-being Rm10	 My Physical Well-being Rm10	 Form/Home time Rm10
Tuesday	 Register Rm10	 Functional Maths Rm10	 Break	 Maths Rm10	 My Communication Rm10	 Lunch	 My Communication Rm10	 Register Rm10	 My Play/leisure Rm10	 My Play/leisure Rm10	 Form/Home time Rm10
Wednesday	 Register Rm10	 Reading Rm10	 Break	 Maths Rm10	 My Communication Rm10	 Lunch	 My Communication Rm10	 Register Rm10	 My Independence Rm10	 My Independence Rm10	 Form/Home time Rm10
Thursday	 Register Rm10	 Reading Rm10	 Break	 Maths Rm10	 EHCP/Zones Rm10	 Lunch	 PE	 Register Rm10	 My Communication Rm10	 My Communication Rm10	 Form/Home time Rm10
Friday	 Register Rm10	 Reading Rm10	 Break	 Maths Rm10	 My Communication Rm10	 Lunch	 My Communication Rm10	 Register Rm10	 My Independence Rm10	 My Independence Rm10	 Form/Home time Rm10

School Uniform: Choices Available to Students

School uniform choices can be with OR without logos and long as matching in colour and plain in style. For choice and comfort, students can choose either option below:

'Smart-Formal' look

Top wear



Cardigan - navy



Jumper - navy



White shirts

Lower wear



Black trousers



Black



Black skirt

Extras



School tie



School Blazer

'Smart-Casual' look



Polo shirt – navy or white



Black joggers



Black leggings



Jumper - navy



Cardigan - navy

School Uniform: – Sports/PE

School uniform choices can be with OR without logos and long as matching colour and plain style. On days when students have PE they will



Polo shirt OR T-shirt
white



Skort - Navy

NEW: Coming soon!



shorts - Navy



PE Hoodie - Navy

NEW: Coming soon!





















































Joggers - Navy



Sports socks - Navy

School Lunches

 Monday Lunch Week 1  Cheese and Tomato pizza  Chips  Beans  Fish Stars	 Tuesday Lunch Week 1  Pasta Bolognese with garlic bread  Quorn Sausage  Scrambled Egg  Beans	 Wednesday Lunch Week 1  Chicken Tikka Masala  Rice and Naan Bread  Cheese Pannini  Corn and salad	 Thursday Lunch Week 1  Roast dinner  Yorkshire Pudding  Roast Potatos  Vegetables	 Friday Lunch Week 1  Fish fillet  Salmon Fish Fingers  Chips  Beans and mush peas	 Monday Lunch Week 2  Sausage  Hash Browns  Mushrooms and Beans  Chilli and Rice	 Tuesday Lunch Week 2  Meatballs and Tomato Pasta  Chicken Wrap  Smilies  Salad	 Wednesday Lunch Week 2  BBQ Chicken with Rice  Chefs Choice  Sandwiches  Jacket Potato	 Thursday Lunch Week 2  Roast Dinner  Yorkshire Pudding  Roast Potato  Vegetables	 Friday Lunch Week 2  Fish Fillet  Chips  Beans and mushy peas  Tuna Pasta
--	--	---	---	---	---	--	--	--	---

- Students can either have a hot dinner, which will be chosen during form time each morning, or bring in their own packed lunch.
- Fizzy drinks/energy drinks are **not allowed in school**, and we would encourage students to opt for healthy options in their packed lunches.

FREE Snack (Toast or Fruit) at break time in the morning!

ParentPay & Arbor



We are a cashless,
eco-friendly school



Cashless
payments



Stay
connected



Easy
setup



Need
help?



Make secure payments to school for
dinners, trips etc.



Making financial donations for
fundraising



Receive text messages from school



Receive all letters



App notifications



Communication from child's form
teacher



Keep track of behaviour for learning
points



Report absence of child



Available on the
App Store



GET IT ON
Google Play

App can be downloaded from the App stores pictured opposite. If you need more help
please contact the school office on 0151 477 8310

Behaviour for Learning

Students are rewarded for positive behaviour and for behaviour which shows they are trying hard to be ready, connected and safe. Rewards may include;

Verbal praise
from staff



Points on Arbor



Praise letters
home



Invite to Head
teacher's
afternoon tea



Special
recognition



Positive written
feedback



Special privileges



Form treat time



Kindness
champions



Postcards home



Ready | Connected | Safe

Behaviour for Learning

We recognise that some students may need support to develop positive behaviour for learning. Students who need more support may have a Pastoral Support Plan (PSP) put in place.

Repetitive behaviour of concern or distressed behaviour despite early intervention

Meeting with parents/carers

Further assessment to understand behaviour

Pastoral support plan co-produced



WHAT ARE 'BEHAVIOURS OF CONCERN'?

Behaviour which deliberately causes harm or distress to others is never acceptable and there may be consequences issued or measures put in place to reduce any risk around behaviours in this category. We will approach support through a pastoral support plan which is co-produced with parents/carers and may involve specialist advice.

WHAT IS 'DISTRESSED BEHAVIOUR'?

Sometimes, students demonstrate behaviour which cause concerns due to underlying distress. This is usually due to a difficulty a student has in self-regulating their emotions and behaviour or with communicating their needs. We work with specialists to help students to develop skills in self-regulation and communication.

Things students can NOT have in school....



NOT ALLOWED IN SCHOOL:

- 🚫 Students cannot bring fizzy drinks, mobile phones or cameras/other recording equipment into school.
- 🚫 False nails are not allowed.



EXCEPTIONS: students CAN have these:



- 🚫 Medical devices as part of a care plan are allowed on site.

Protecting Your Child Against the Threat of Online Bullying:

- 📱 The majority of the bullying and safeguarding incidents we investigate in school, involve the use of social media by students outside of school.
- 📱 All of our students have Special Educational Needs and Disabilities which affect their social interactions.
- 📱 This can make them more vulnerable online and when using social media sites.
- 📱 We offer parents briefings and send regular updates home about the risks around social media and how to protect your child or young person at home.



Look out for regular information and safety updates in the form of 'Wake Up Wednesday' bulletins by email from the National College to keep you up to date with the latest developments in online safety and the world of apps and websites likely to be of interest to our young people.

Age Restrictions: Social Media Apps & Sites For Parents To Be Aware Of:

Bnm,

Many children and young people use social media, often as a fun way to connect with friends. When used appropriately, it can be rewarding... but many struggle to do so. Even if your child uses it well, they can still encounter others who don't!

 13	 13	 13	 13	 13	 16	 13	 13	 13	 13
facebook	instagram	pinterest	twitter	SnapChat	Periscope	Tik Tok	Facetune	Kik	Twitch
 7	 16	 16	 13	 13	 13	 18	 16	 18	 16
Minecraft	WhatsApp	Meow Chat	you tube	messenger	Dubsmash	Chatroulette	Flickr	YoLo	Vimeo
 13	 13	 13	 13	 18	 13	 13	 18	 13	 13
Oovoo	skype	yubo	viber	omegle	Roblox	Fortnite	MeetMe	Whisper	Houseparty
 18	 13	 18	 13	 16	 13	 13	 13	 13	 13
Live.Me	YouNow	Monkey	Skout	Linkedin	among us	Discord	WeChat	smule	miniclip
 13	 18	 13	 13	 13	 16	 13	 18	 18	 16
fifa football	mixer	triller	Tumblr	Reddit	MySpace	Ask FM	Club House	Tagged	Telegram

Ages for Popular Social Media Apps & Sites

Important People in School for Your Child

We have a very strong pastoral system and there are many professionals involved in caring for your child's welfare, wellbeing and progress. Each student will have a designated form teacher and form teaching assistant. They will also have other staff with specific responsibilities who may become involved. The table below shows the names of staff with pastoral responsibilities for year different year group.

Year Group	Head of Year	Assistant Head of Year	Learning Mentor
Year 7	Mrs Whitby	Miss O'Callaghan	Miss Freeman
Year 8	Mr Randall	Mrs Smith	Miss Bell
Year 9	Mrs Murray	Mrs Coward	Miss Chapman
Year 10	Mr Reynolds	Mr Murphy	Miss Sohl
Year 11	Mrs Winstanley	Miss Spencer	Miss Williams
Post-16	Miss Dallas	Mrs Moore	Mrs Stockton

Digital Platforms for Learning and Communication

Seesaw

SeeSaw

SeeSaw updates parents and carers with images and film clips of their child engaging with our curriculum.

Parents and carers can make comments on their child's work and communicate with subject teachers via Seesaw.

Our core online platforms make learning accessible at home and keep parents and carers connected to their child's progress every day.

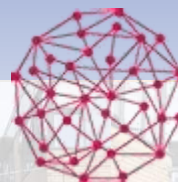
For support accessing either platform from home, please contact Mr Reddin at gary.reddin@altbridgeschool.com



Century Learning

Century Learning is an online learning platform which uses intelligence software to identify your child's academic level and set work which is correct for their ability in Maths, English and Science.

This tool enhances the teaching which goes on in school and provides students with opportunities to accelerate their learning in these three core subjects. This is particularly helpful for students on our formal curriculum pathway.



CENTURY

Tracking Student Provision: Edukey Provision Map

At Alt Bridge, we use software called Provision Map which is an online tool where we store paperwork related to your child's Special Educational Needs and their journey in achieving their Education, Health and Care Plan outcomes.

What will I be able to access on Provision Map?

- 👤 My child's Individual Education Plan (IEP)
- 👤 I can add comments to my child's IEP
- 👤 I can access copies of reports completed by specialists who are commissioned by school, such as the Speech and Language Therapist or Educational Psychologist, for example.



You will be sent a secure login for this system in due course, usually as part of your child's EHCP review.








Any issues parents may have, please email your child's Heads of Year who will support you with this




The EHCP Review Process – What Parents Need to Know

**Your child's EHCP Annual Review date will be allocated at the beginning of the school year.
Please contact us as immediately if you need us to amend this to allow you to attend.**





Purpose

-  Review progress towards EHCP outcomes.
-  Discuss any changes in needs or support.
-  Celebrate achievements and agree next steps.
-  Ensure the EHCP remains legally accurate and up to date – reflecting your child's current needs.
-  Plan for the future – including next steps in education, health, independence, or preparing for adulthood.



How It Works

-  **Preparation** – reflect on the year, review the EHCP, share hopes and goals
-  **Meeting** – everyone contributes equally; decisions are made together
-  **Afterwards** – a report is shared and sent to the Local Authority for updates or amendments to be made if necessary

Who Is Involved?

-  **You (parent/carer)** – your insight is essential
-  **Your child/young person** – their views, wishes, and feelings are central
-  **Key staff and professionals** working with your child
-  **Local Authority Case Worker** (may attend but usually only for key transitions)

Why Your Voice Matters

-  Parental engagement alongside the young person's voice are at the heart of true co-production with school and the Local Authority
-  Your experiences, concerns, and aspirations shape the support your child receives

Year 11 transition EHCP reviews will take place early in the Autumn term support next steps. Parents/Carers must be aware that entry to post-16 is not automatic at Alt Bridge and will be dependent on previous attainment suited to courses that we run in Years 12 & 13

Medical Needs Management

Alt Bridge Medical Room has:

- Bed for rest
- First aid supplies
- Toilet & shower
- Trained Staff supervising

Medications in School

- Parental consent must be given
- Secure storage & logging of doses
- Supervised self-management
- Parents must update school of any changes

Trained & Prepared Staff

- First aid certified
- Condition-specific training
- Confident responses

Trips

- First aid staff
- Medications carried
- Venues checked
- Parents update info

Medical Needs at Alt Bridge School

**Please see Website for
Further Details*

School Nurse

- Advice & training
- Support families
- Confidential drop-ins

Asthma

- Inhalers accessible
- Staff trained
- Spare inhaler
- Care plans reviewed

Allergies

- Care plans
- EpiPens accessible
- Catering staff informed
- Awareness promoted

Epilepsy/T1 Diabetes

- Trained staff
- Care plans followed
- Emergency meds held
- Calm environment

Medication CANNOT be administered until a parent has completed a medication consent form. Students are NOT permitted to carry medication (including paracetamol etc.) Do NOT give medication to your child to bring into school. It MUST be delivered either by yourself or the transport chaperone* (*Only if consent has been signed)

Special School Eye Care Service

Alt Bridge are very happy to inform you that we work with the Specialist Eye Care Service in

Children with learning difficulties and/or autism are more likely to have vision difficulties. Some cannot tell us their sight has changed. Annual checks help children access learning and stay safe.

Eye tests check eye health as well as whether glasses are needed, and are suitable for all children, including those who do not read or speak.

Your child is seen in school with a chaperone. Tests are adapted to your child's ability. We check how well they see, how the eyes work together, and the health of the eyes. You can attend if you wish.

What happens afterwards?

You and school receive a report in plain English. If glasses are needed, **two free pairs** are provided **and fitted at school**. The team may arrange a referral or earlier review if required.

What if my child already has eye care?

Keep attending hospital or community appointments as usual. We can provide glasses to the existing prescription if you wish.

You will receive a form to fill in about this service. Please return as soon as possible after receiving.

Free School Meals – Why Register?

- **Apply even if your child has a packed lunch** – it helps your child *and* the school.
- School receives **up to £1,455 extra funding per pupil** to support learning and wellbeing.
- Families may get help with **trips, uniform, or other costs**.
- **Quick, confidential and free** to apply – no obligation to take the meal.
- Apply online via your **local council website** (search “Free School Meals”).





Ready | Connected | Safe

Thank You to Our Parents and Carers

We truly value the partnership between home and school.
Your support helps us make our community a place where every student feels:

☀️ **Ready** to learn and grow

🤝 **Connected** to others

🛡️ **Safe** and cared for

Together, we create a happy, welcoming school where every young person can thrive and feel a real sense of belonging in our school family.

Thank you for all that you do.

